



























## TECHNICAL PARAMETERS

Capacity	Colour	Rated Working Load with One Round Sling					Rated Working Load with Two Round Sling			
		Vertical	Chocket	Basket Inclination Angle			Straight Inclination		Choke Inclination	
				Up to 7	7 - 45	45 - 60	7 - 45	45 - 60	7 - 45	45 - 60
										
	Factors	1.0	0.8	2.0	1.4	1.0	1.4	1.0	1.12	0.8
1		1	0.8	2	1.4	1	1.4	1	1.12	0.8
2		2	1.6	4	2.8	2	2.8	2	2.24	1.6
3		3	2.4	6	4.2	3	4.2	3	3.36	2.4
4		4	3.2	8	5.6	4	5.6	4	4.48	3.2
5		5	4.0	10	7.0	5	7.0	5	5.60	4.0
6		6	4.8	12	8.4	6	8.4	6	6.72	4.8
8		8	6.4	16	11.2	8	11.2	8	8.90	6.4
10		10	8.0	20	14.0	10	14.0	10	11.2	8.0
12		12	9.6	24	16.8	12	16.8	12	13.44	9.6
15		15	12.0	30	21.0	15	21.0	15	15.0	12.0
20		20	16.0	40	28.0	20	28.0	20	22.4	16.0
25		25	19.2	48	33.6	25	33.6	25	26.88	19.2
30		30	24.0	60	42.0	30	42.0	30	33.6	24.0
36		36	28.8	72	50.4	36	50.4	36	40.32	28.8
40		40	32.0	80	56.0	40	56.0	40	44.8	32.0
50		50	40.0	100	70.0	50	70.0	50	56.0	40.0

Extra Lift & higher sizes are available on request. Due to continual development of products, manufacturer reserves the right to modify design, dimensional parameters, component and composition of material without prior notice

